

Stage 1

Range 1

2019 ARMSCOR IPSCA National Handgun Championships

START POSITION: Standing with toes on marks, magazine inserted chamber empty.

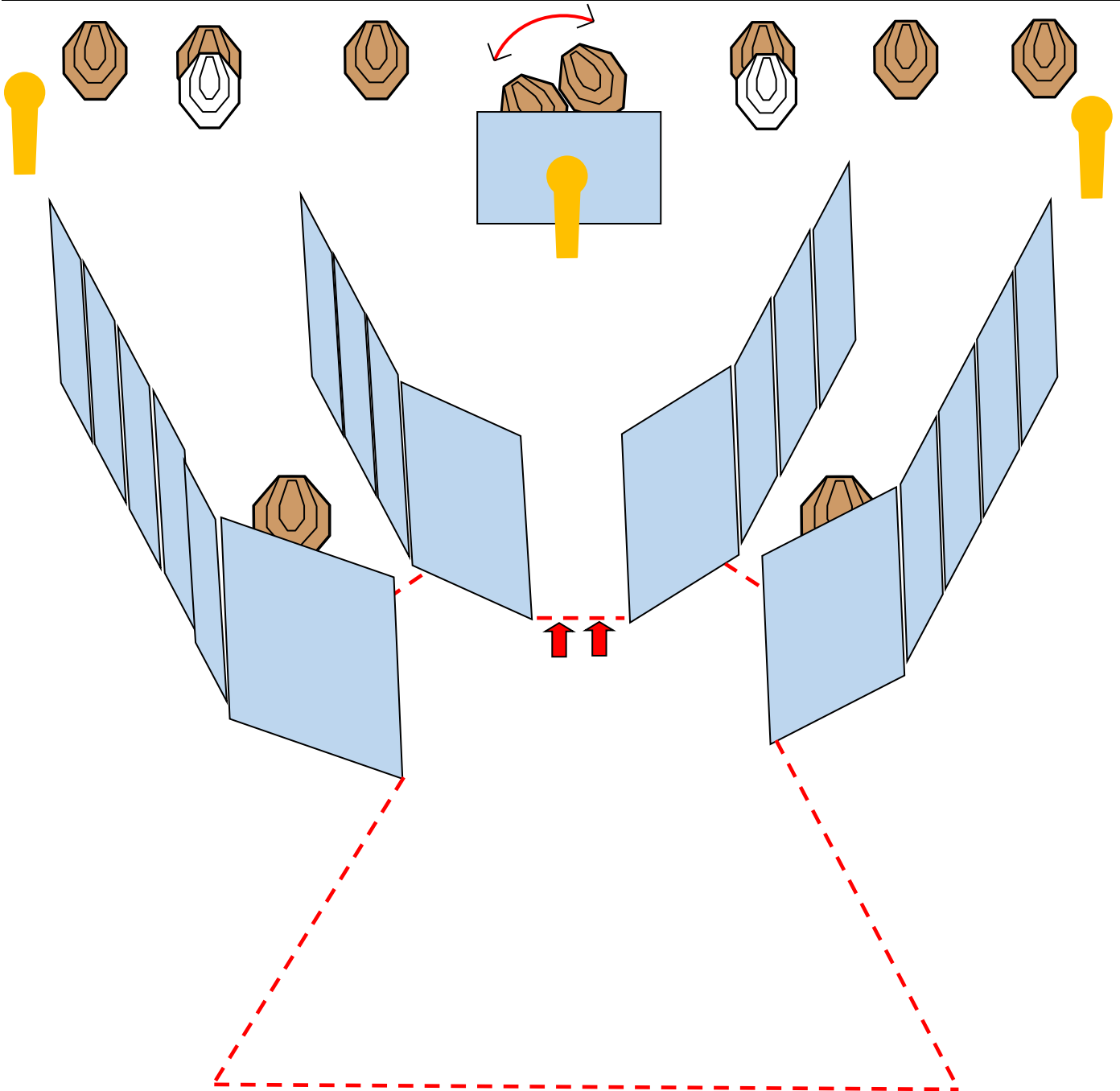
STAGE PROCEDURE

On signal engage all targets whilst remaining in the designated area.
Swinging targets are activated by the IPSC popper in front of the array and remain visible at rest.

SCORING

TARGETS: 10 IPSC Paper Targets, 3 IPSC Poppers

Number of rounds to be scored: 23



SETUP NOTES:

RO NOTES:

Stage 2

Range 2

2019 ARMSCOR IPSCA National Handgun Championships

START POSITION: Standing anywhere in the designated area.

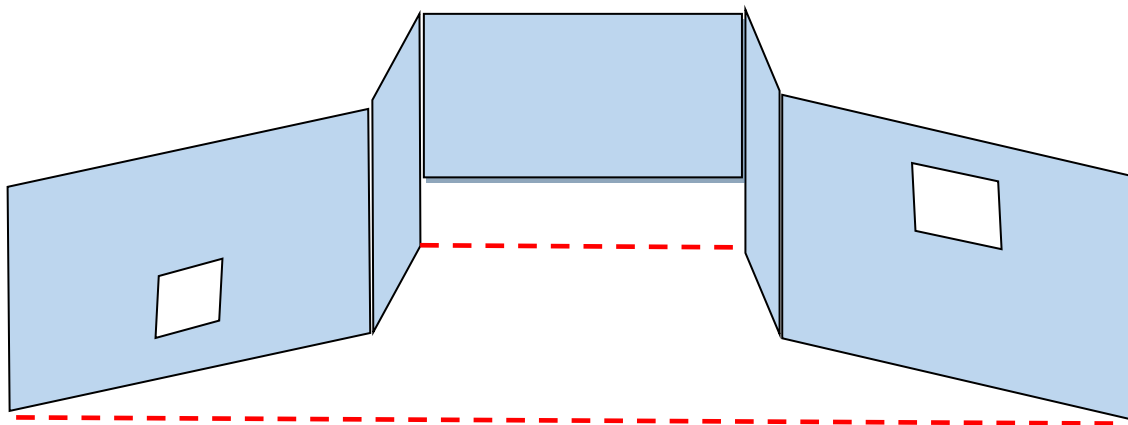
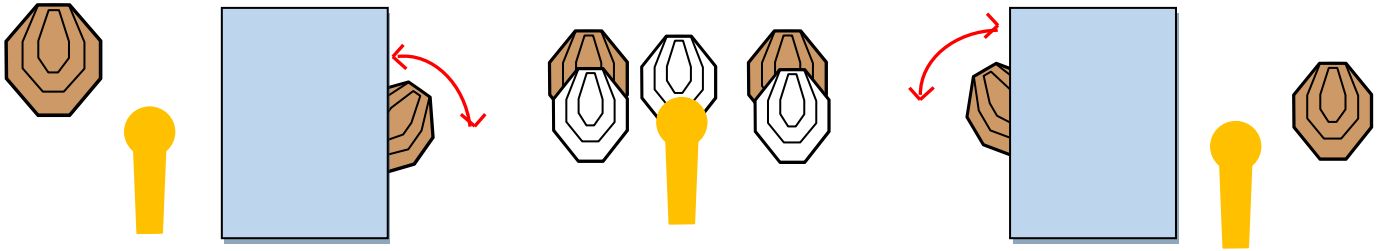
STAGE PROCEDURE

On signal engage all targets whilst remaining in the designated area.
Both swingers are activated by the IPSC popper to the side of the array and remain visible at rest.

SCORING

TARGETS: 8 IPSC Paper Targets, 3 IPSC Poppers

Number of rounds to be scored: 19



SETUP NOTES:

RO NOTES:

Stage 3

Range 3

2019 ARMSCOR IPSCA National Handgun Championships

START POSITION: Standing anywhere in the designated area.

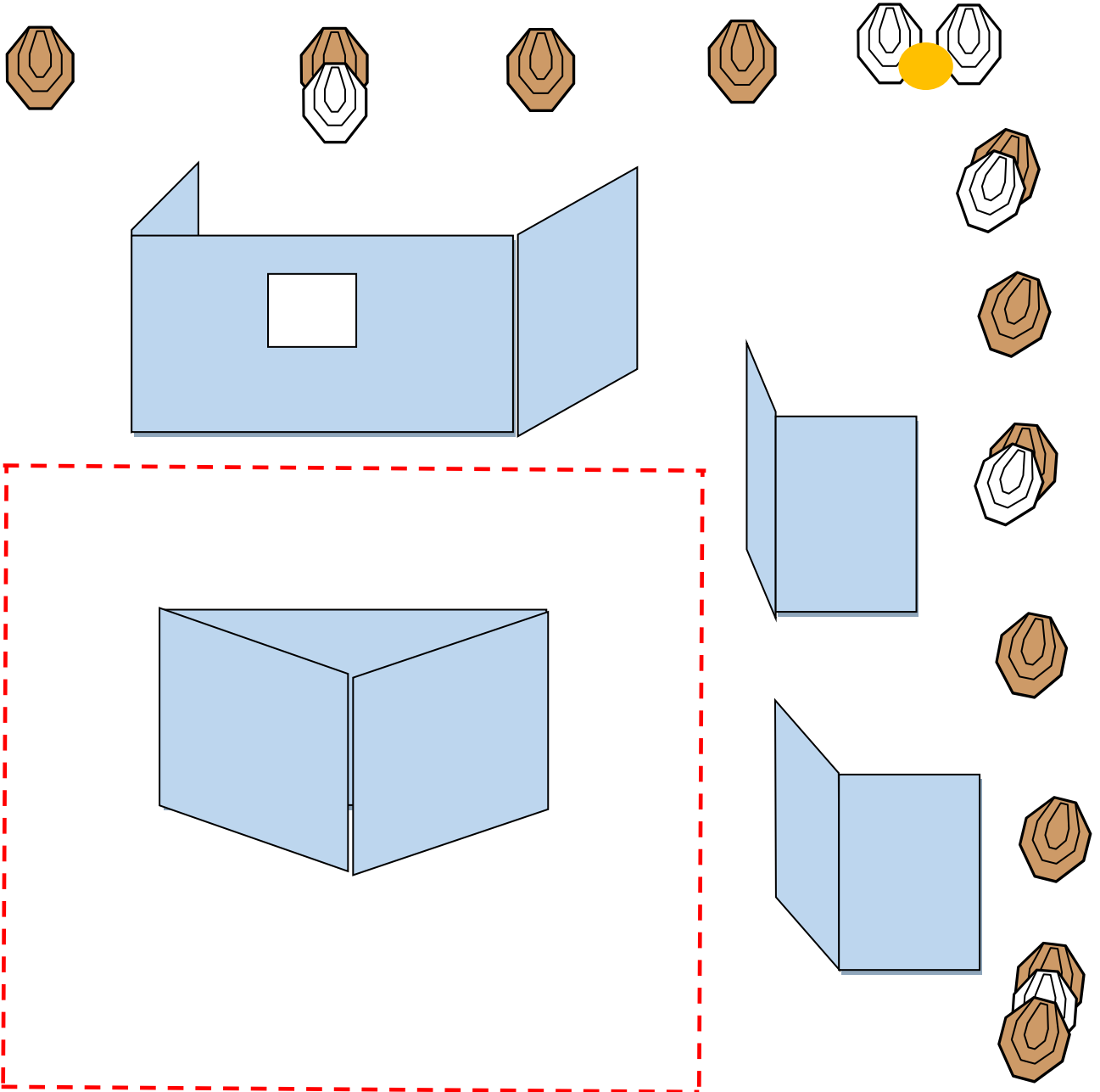
STAGE PROCEDURE

On signal engage all targets whilst remaining in the designated area.

SCORING

TARGETS: 11 IPSC Paper Targets, 1 Plate

Number of rounds to be scored: 23



SETUP NOTES:

RO NOTES:

Stage 4

Range 4

2019 ARMSCOR IPSCA National Handgun Championships

START POSITION: Standing anywhere in the designated area.

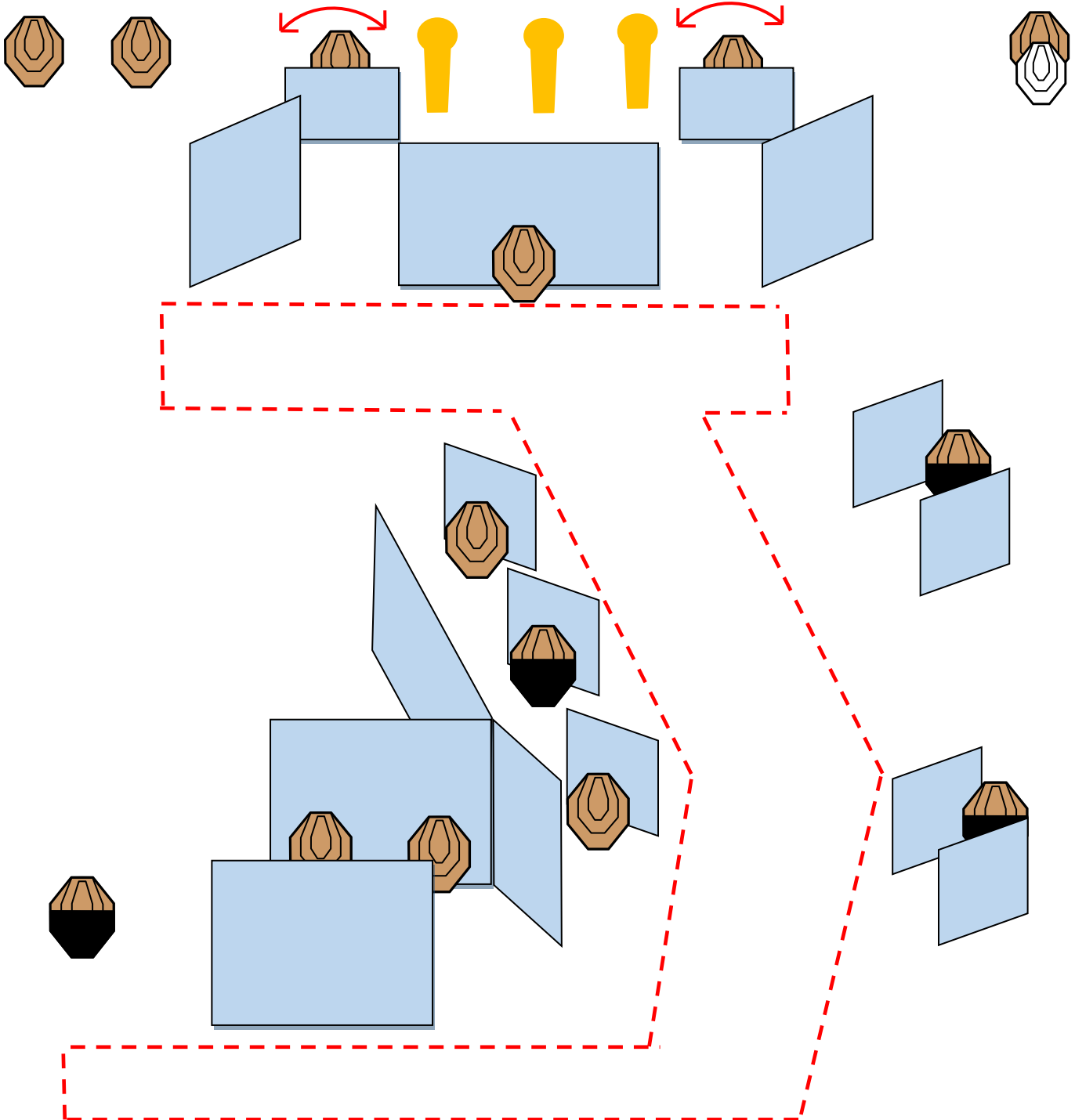
STAGE PROCEDURE

On signal engage all targets whilst remaining in the designated area.
Both swinging targets are activated by the IPSC popper to the side of the array and remain visible at rest.

SCORING

TARGETS: 14 IPSC Paper Targets, 3 IPSC Poppers

Number of rounds to be scored: 31



SETUP NOTES:

RO NOTES:

Stage 5

Range 5

2019 ARMSCOR IPSCA National Handgun Championships

START POSITION: Standing with Heels touching mark.

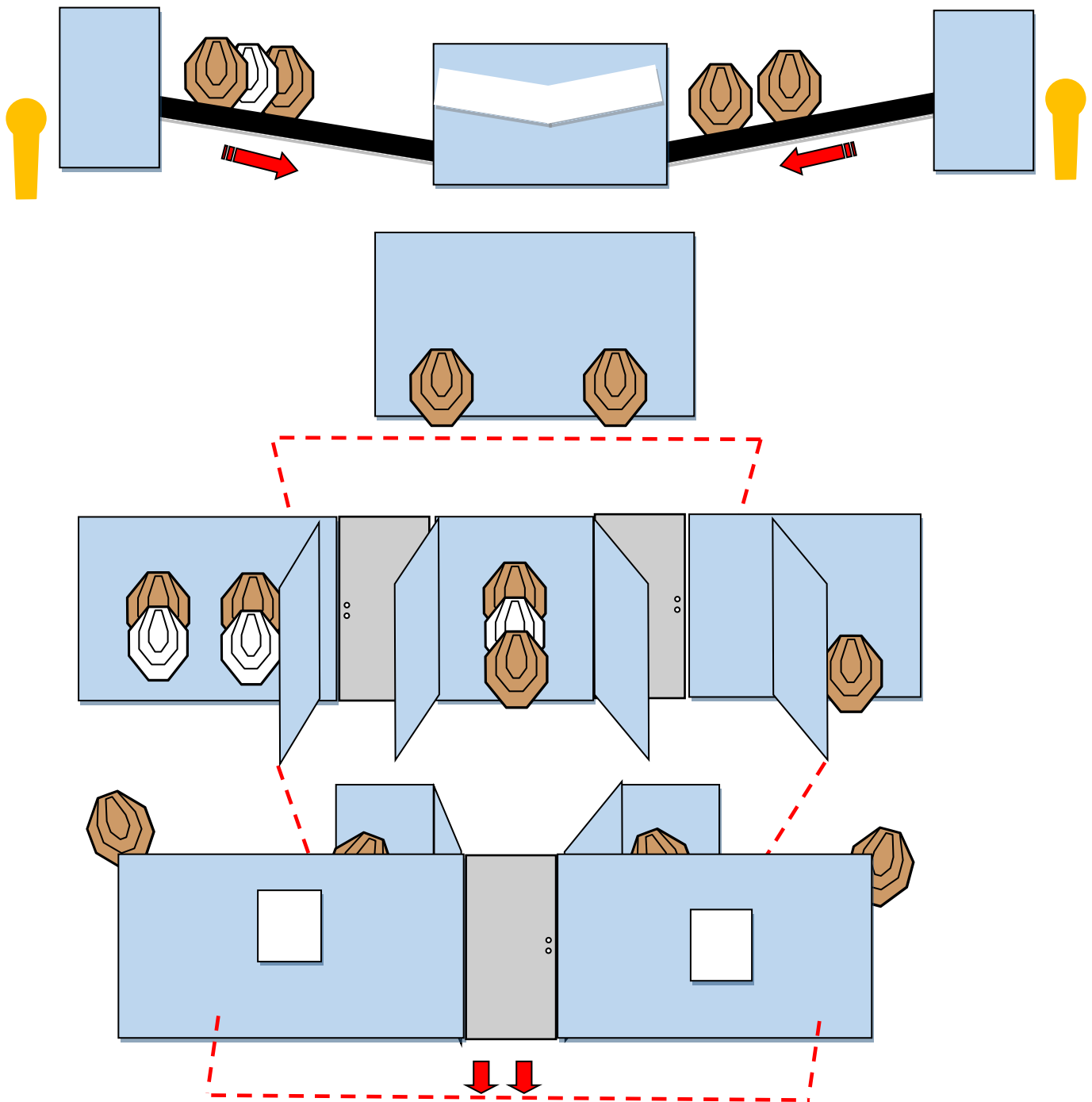
STAGE PROCEDURE

On signal engage all targets whilst remaining in the designated area.
Both swinging targets are activated by the IPSC popper to the side of the array and remain visible at rest.

SCORING

TARGETS: 15 IPSC Paper Targets, 2 IPSC Poppers

Number of rounds to be scored: 32



SETUP NOTES:

RO NOTES:

Stage 6

Range 6

2019 ARMSCOR IPSCA National Handgun Championships

START POSITION: Standing anywhere, **facing up range** in the designated area, handgun has magazine well and chamber empty.

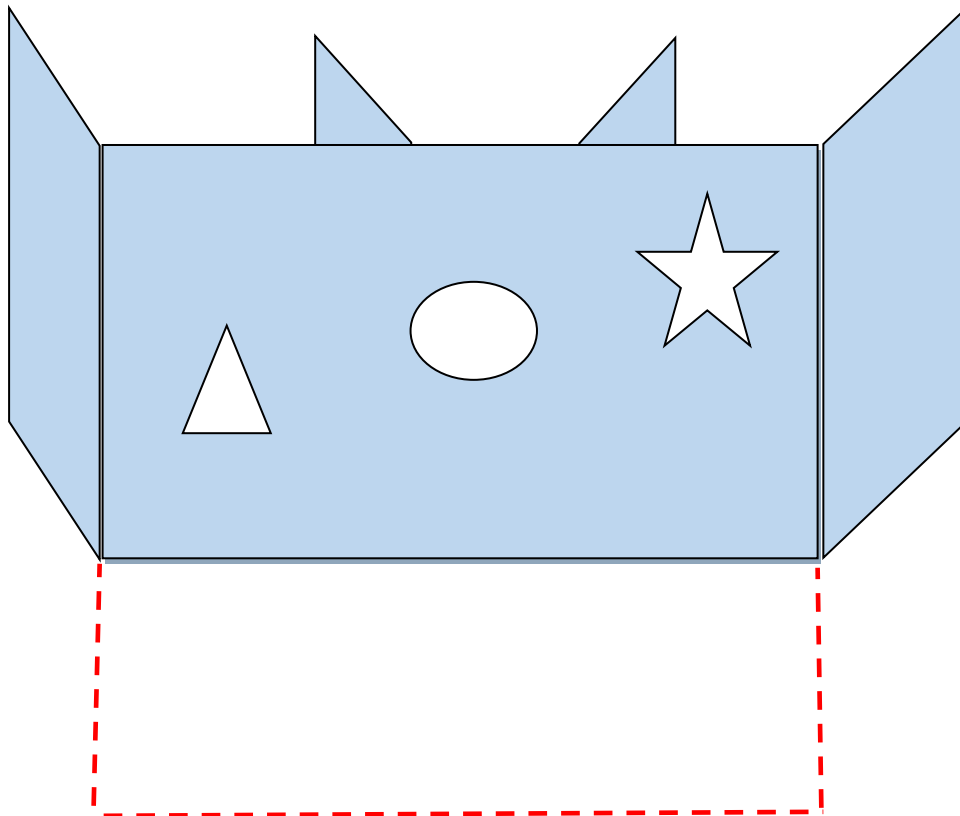
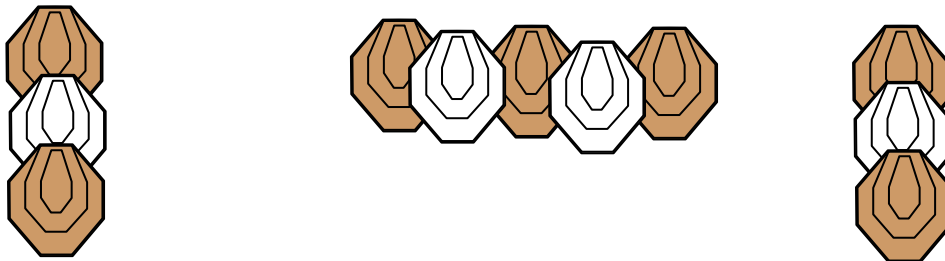
STAGE PROCEDURE

On signal engage all targets whilst remaining in the designated area.

SCORING

TARGETS: 7 IPSC Paper Targets

Number of rounds to be scored: 14



SETUP NOTES:

RO NOTES:

Stage 7

Range 7

2019 ARMSCOR IPSCA National Handgun Championships

START POSITION: Standing with heels touching mark at either side of the designated area.

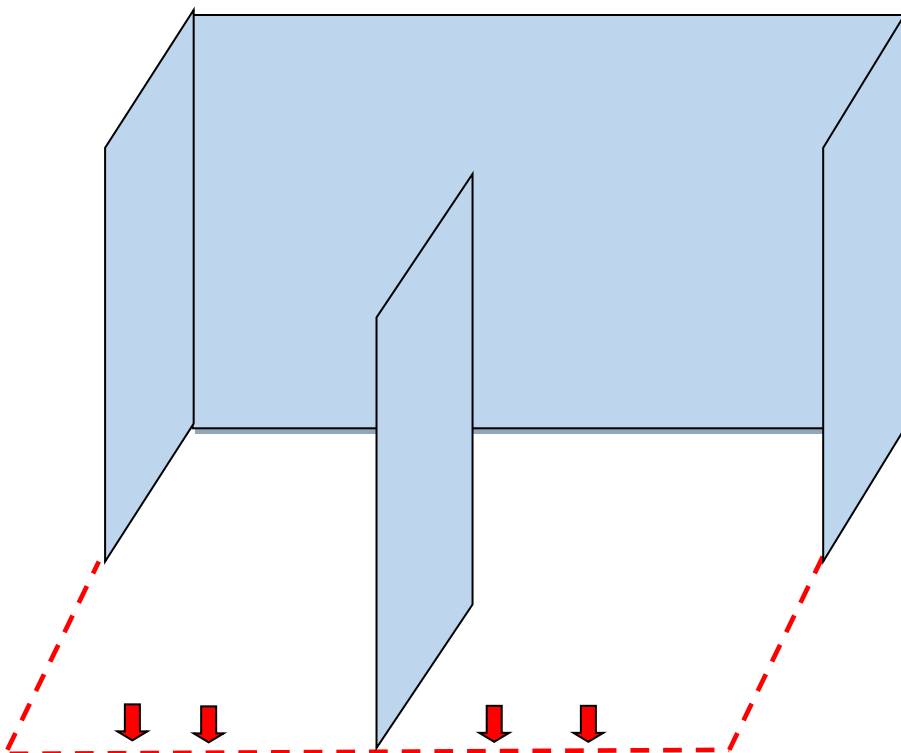
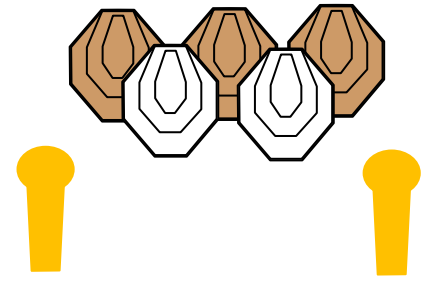
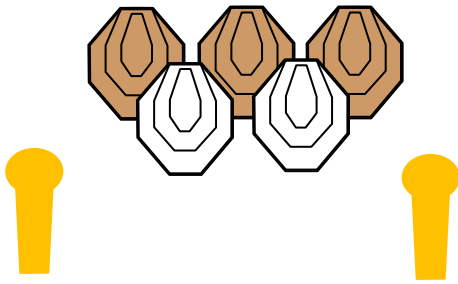
STAGE PROCEDURE

On signal engage all targets whilst remaining in the designated area.

SCORING

TARGETS: 6 IPSC Paper Targets, 4 IPSC Poppers

Number of rounds to be scored: 16



SETUP NOTES:

RO NOTES:

Stage 8

Range 8

2019 ARMSCOR IPSCA National Handgun Championships

START POSITION: Standing anywhere in the designated area.

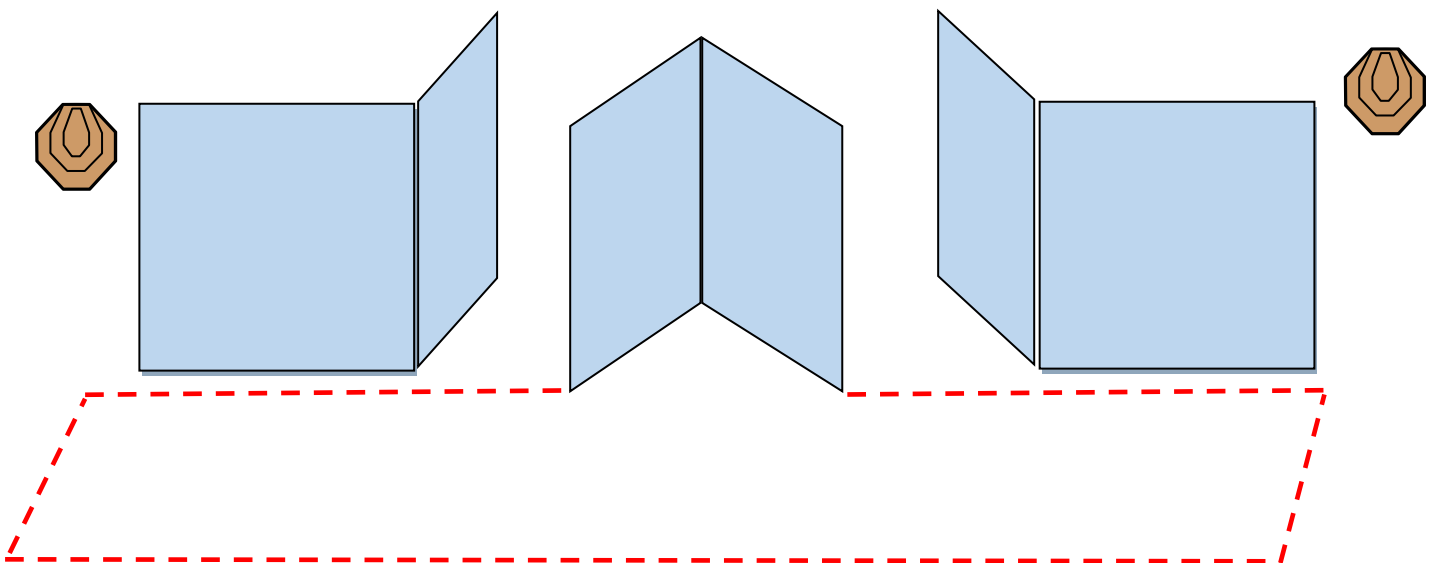
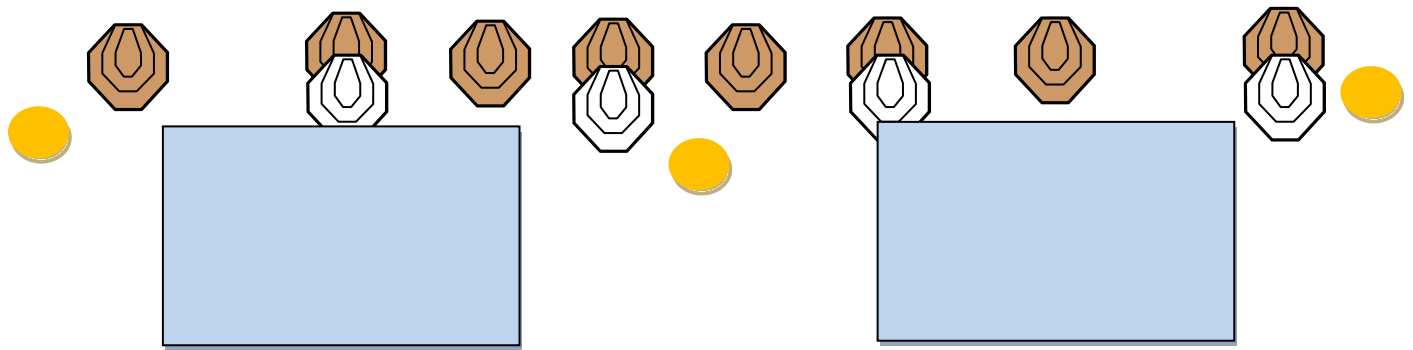
STAGE PROCEDURE

On signal engage all targets whilst remaining in the designated area.

SCORING

TARGETS: 10 IPSC Paper Targets, 3 Plates

Number of rounds to be scored: 23



SETUP NOTES:

RO NOTES:

Stage 9

Range 9

2019 ARMSCOR IPSCA National Handgun Championships

START POSITION: Standing anywhere in the designated area.

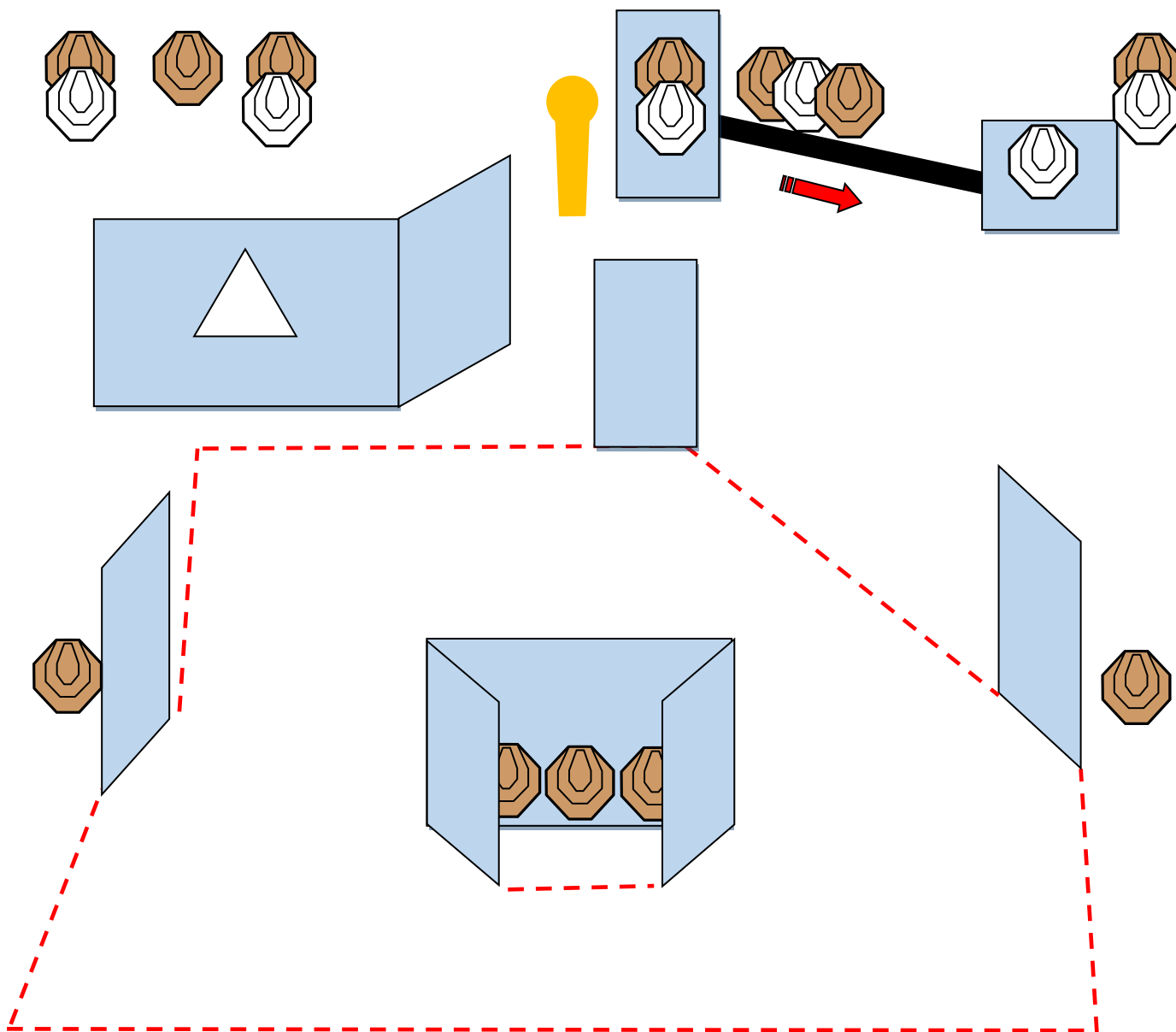
STAGE PROCEDURE

On signal engage all targets whilst remaining in the designated area.
The moving array is activated by the IPSC popper and remains visible at rest.

SCORING

TARGETS: 12 IPSC Paper Targets, 1 IPSC Popper

Number of rounds to be scored: 25



SETUP NOTES:

RO NOTES:

Stage 10

Range 10

2019 ARMSCOR IPSCA National Handgun Championships

START POSITION: Seated in chair with hands on marks, handgun is placed on table where indicated.

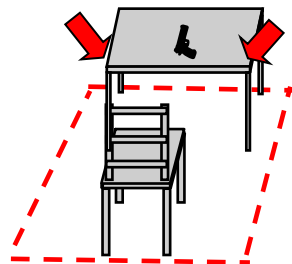

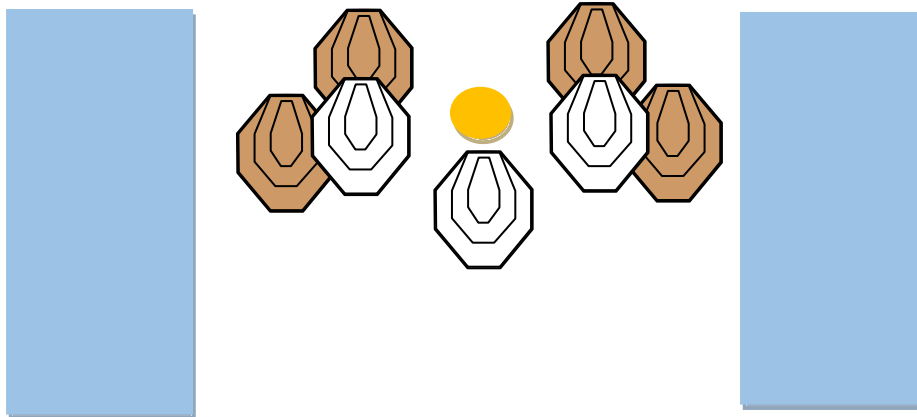
STAGE PROCEDURE

On signal engage all targets **weak hand only** whilst remaining in the designated area.

SCORING

TARGETS: 4 IPSC Paper Targets, 1 Plate

Number of rounds to be scored: 9



SETUP NOTES:

RO NOTES:

Stage 11

Range 10

2019 ARMSCOR IPSCA National Handgun Championships

START POSITION: Standing anywhere in designated area, handgun has magazine well and chamber empty.

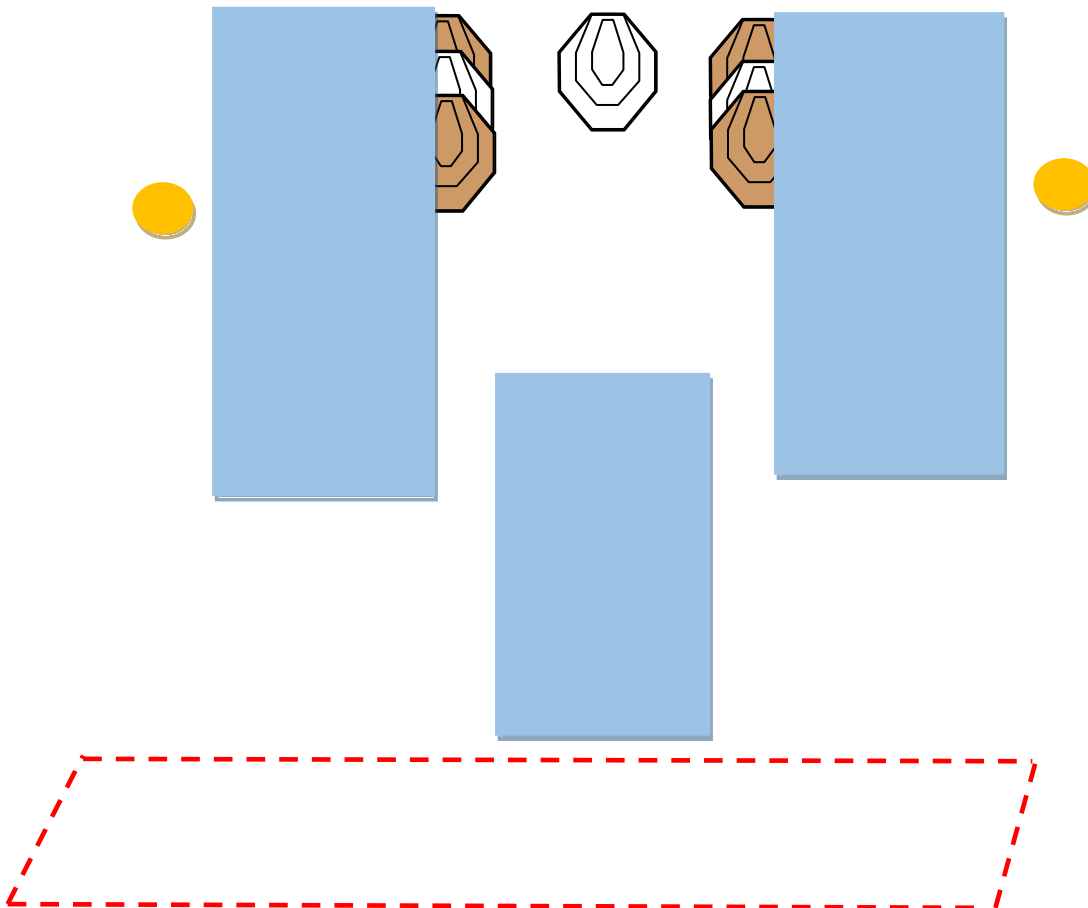
STAGE PROCEDURE

On signal engage all targets whilst remaining in the designated area.

SCORING

TARGETS: 4 IPSC Paper Targets, 2 Plates

Number of rounds to be scored: 10



SETUP NOTES:

RO NOTES:

Stage 12

Range 11

2019 ARMSCOR IPSCA National Handgun Championships

START POSITION: Both hands on marks.

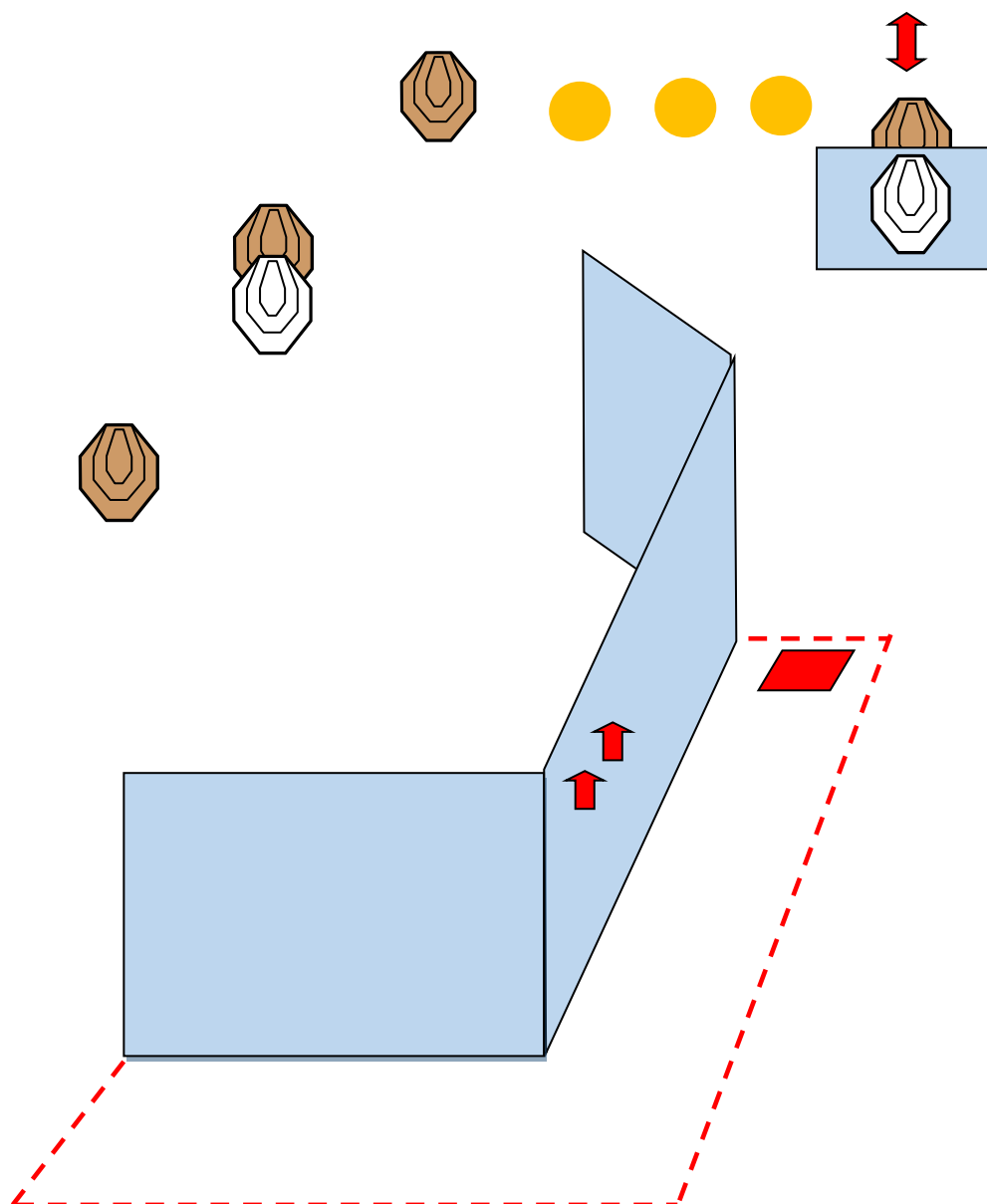
STAGE PROCEDURE

On signal engage all targets whilst remaining in the designated area.
Bobbing target is activated by the stomp plate and remains visible at rear.

SCORING

TARGETS: 4 IPSC Paper Targets, 3 Plates

Number of rounds to be scored: 11



SETUP NOTES:

RO NOTES:

Stage 13

Range 11

2019 ARMSCOR IPSCA National Handgun Championships

START POSITION: Standing with toes on marks.

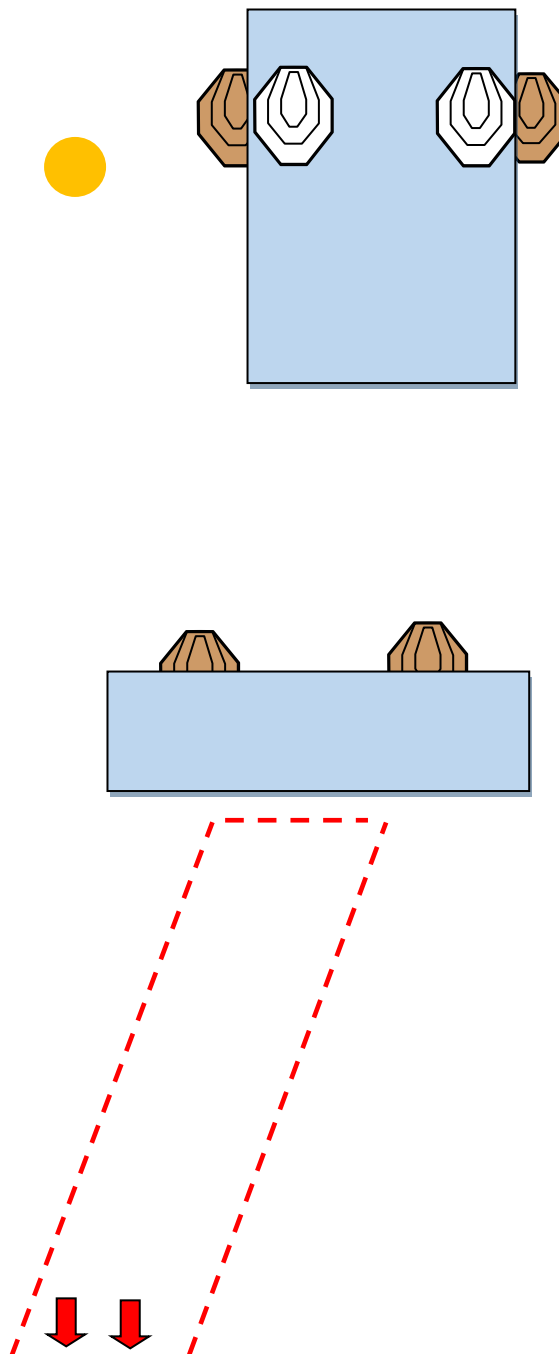
STAGE PROCEDURE

On signal engage all targets whilst remaining in the designated area.

SCORING

TARGETS: 4 IPSC Paper Targets, 1 Plate

Number of rounds to be scored: 9



SETUP NOTES:

RO NOTES:

Stage 14

Range 12

2019 ARMSCOR IPSCA National Handgun Championships

START POSITION: Facing up range toes on marks, handgun has magazine well and chamber empty. All magazines to be used are to be placed on the tables.

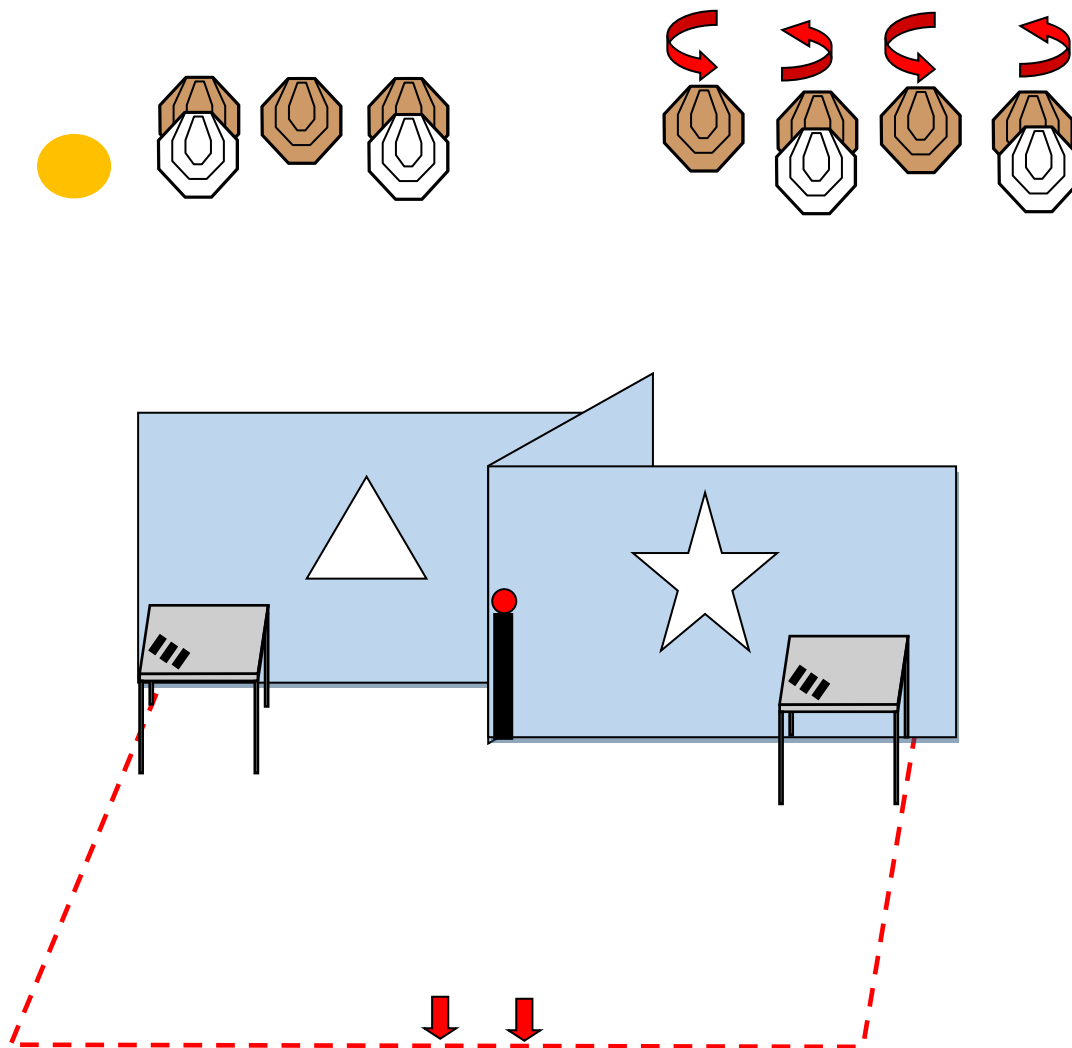
STAGE PROCEDURE

On signal engage all targets whilst remaining in the designated area.
Turning targets are activated by the button on the post and do not disappear and can be made to re-appear by further activations of the button.

SCORING

TARGETS: 7 IPSC Paper Targets, 1 Plate

Number of rounds to be scored: 15



SETUP NOTES:.

RO NOTES:

Stage 15

Range 13

2019 ARMSCOR IPSCA National Handgun Championships

START POSITION: Front of head or hat brim touching center line.

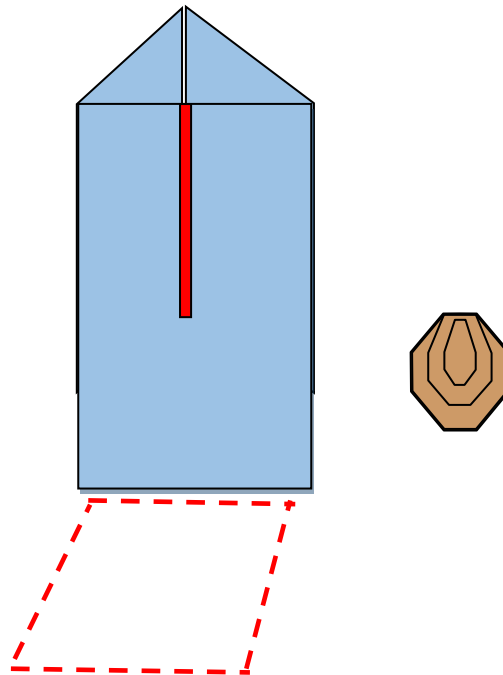
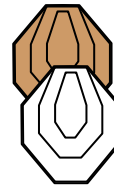
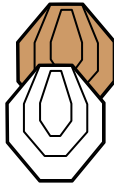
STAGE PROCEDURE

On signal engage all targets with **3 scoring shots** whilst remaining in the designated area.

SCORING

TARGETS: 3 IPSC Paper Targets, 1 Plate

Number of rounds to be scored: 10



SETUP NOTES:

RO NOTES:

Stage 16

Range 13

2019 ARMSCOR IPSCA National Handgun Championships

START POSITION: Standing, holding rope.

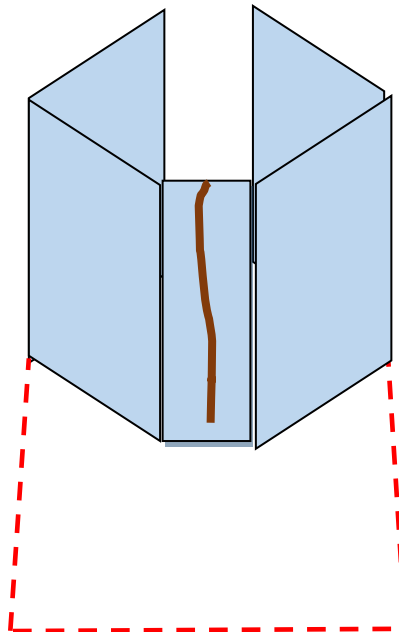
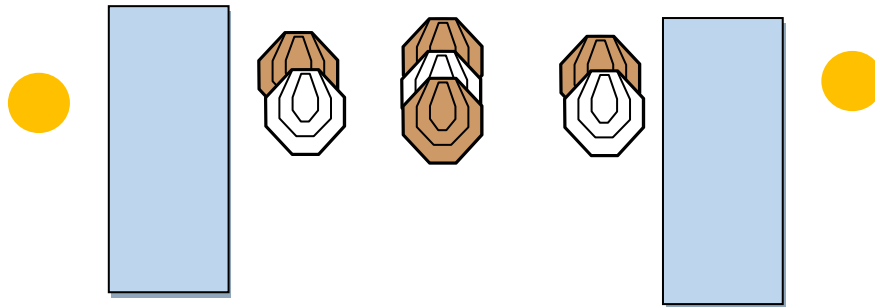
STAGE PROCEDURE

On signal engage all targets whilst remaining in the designated area.

SCORING

TARGETS: 4 IPSC Paper Targets, 2 Plates

Number of rounds to be scored: 10



SETUP NOTES:

RO NOTES:

Stage 17

Range 14

2019 ARMSCOR IPSCA National Handgun Championships

START POSITION: Standing anywhere in designated area.

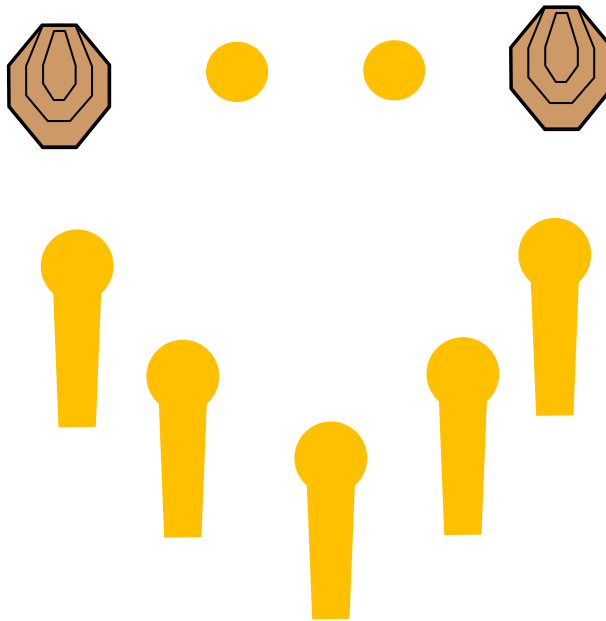
STAGE PROCEDURE

On signal engage all targets **strong hand only**, with 1 scoring hit, whilst remaining in the designated area.

SCORING

TARGETS: 2 IPSC Paper Targets, 2 Plates, 5 IPSC Poppers

Number of rounds to be scored: 9



SETUP NOTES:

RO NOTES:

Stage 18

Range 14

2019 ARMSCOR IPSCA National Handgun Championships

START POSITION: Standing anywhere in designated area.

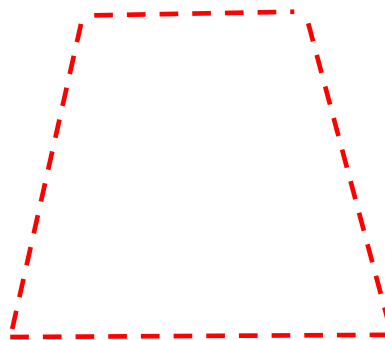
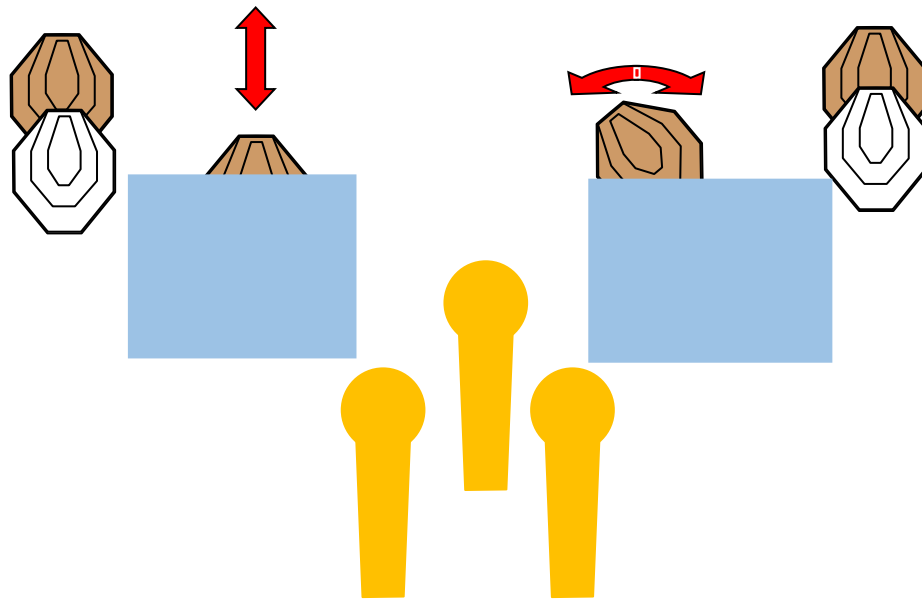
STAGE PROCEDURE

On signal engage all targets whilst remaining in the designated area.
The central IPSC popper activates both the bobbing target and the swinging target which both remain visible at rest.

SCORING

TARGETS: 4 IPSC Paper Targets, 3 IPSC Poppers

Number of rounds to be scored: 11



SETUP NOTES:

RO NOTES:

Stage 19

Range 15

2019 ARMSCOR IPSCA National Handgun Championships

START POSITION: Sitting in chair, holding paper in front of face, handgun is placed in box with the lid closed.

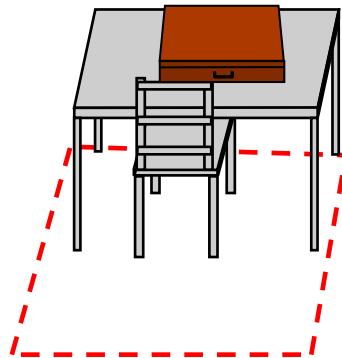
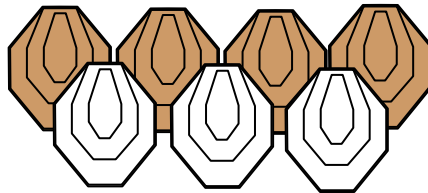
STAGE PROCEDURE

On signal engage all targets whilst remaining in the designated area.

SCORING

TARGETS: 4 IPSC Paper Targets

Number of rounds to be scored: 8



SETUP NOTES:.

RO NOTES:

Stage 20

Range 15

2019 ARMSCOR IPSCA National Handgun Championships

START POSITION: Standing anywhere in designated area.

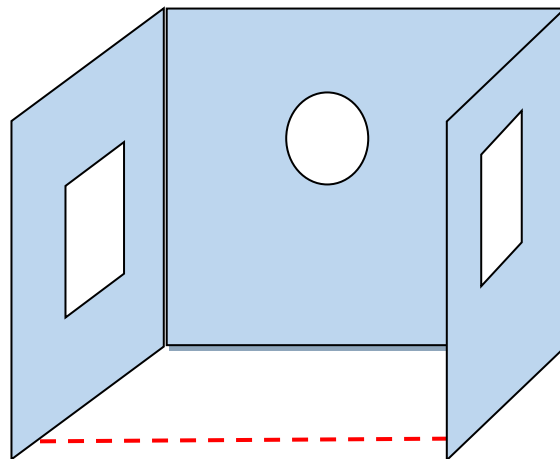

STAGE PROCEDURE

On signal engage all targets whilst remaining in the designated area.

SCORING

TARGETS: 5 IPSC Paper Targets

Number of rounds to be scored: 10



SETUP NOTES:

RO NOTES: